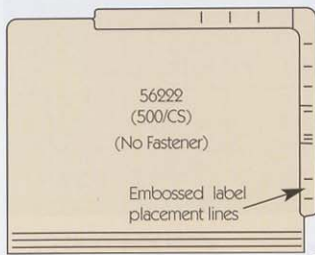


Combo Drawer / Shelf File Folder

11 PT 2-Ply (Reinforced) Letter

12"W x 9-1/2"H Overall Size



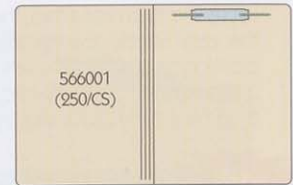
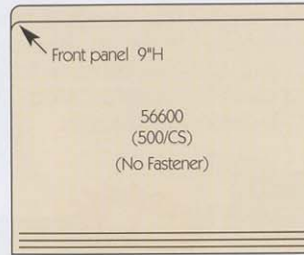
Combination Drawer / Shelf Folder design can be used as top tab in a drawer or as an end tab in an open shelf. Large tab area on top and side allows plenty of room for all your labeling needs.



Top Straight Cut File Folder

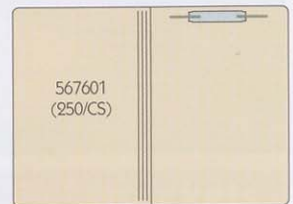

11 PT 1-Ply Letter

11-3/4"W x 9-1/2"H Overall Size



14 PT 1-Ply Legal

14-3/4"W x 9-1/2"H Overall Size

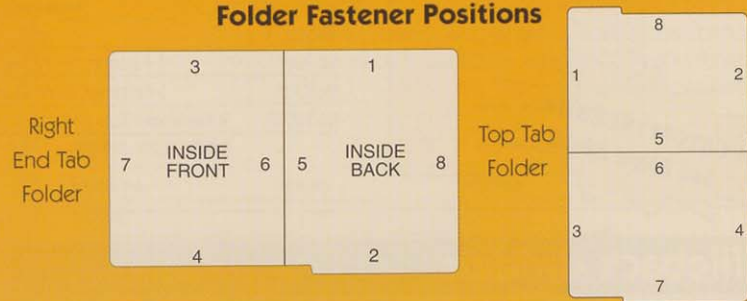


Custom Installation Solutions

Customize your file folder to fit your filing needs by choosing your own product positions.

Do not waste valuable time! We can custom apply any of our filing stock products to your file folder.

Folder Fastener Positions



Labels



Pockets



Fasteners




Indexes



Filebacks




Index Tabs



u-file-m Strips




Conversion Strips



Dividers



Index Tab Divider Positions



Legal Dividers

